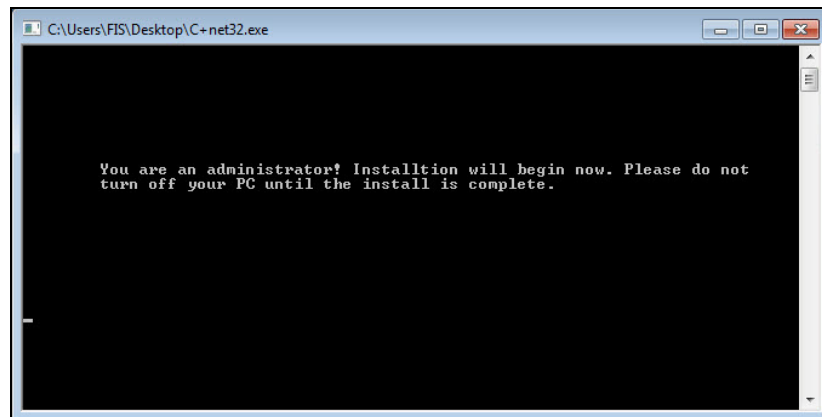


Smart Client Requirements

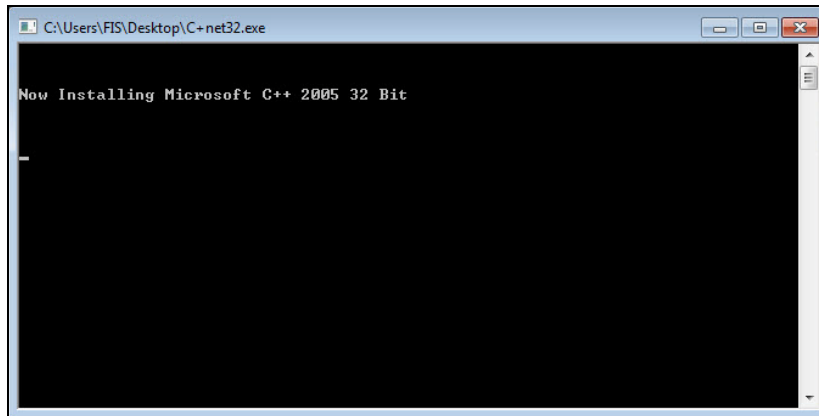
Merchant Smart Client requires Microsoft .NET 4.5 and Microsoft C++ 2005 & 2008 to be installed to run the product.

To verify both are installed on your PC, perform the following steps:

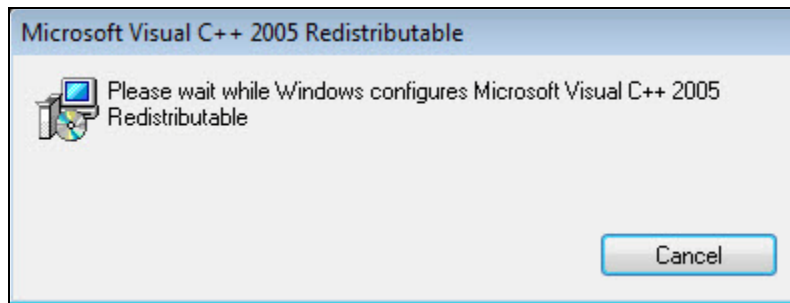
1. Download and run C+Net45.exe.
2. The utility validates that you are an administrator. If you are not, you will not be able to continue and will need to log into the PC as an administrator to run the utility.



3. If Microsoft C++ 2005 & 2008 has not been installed on your PC, the utility installs it.

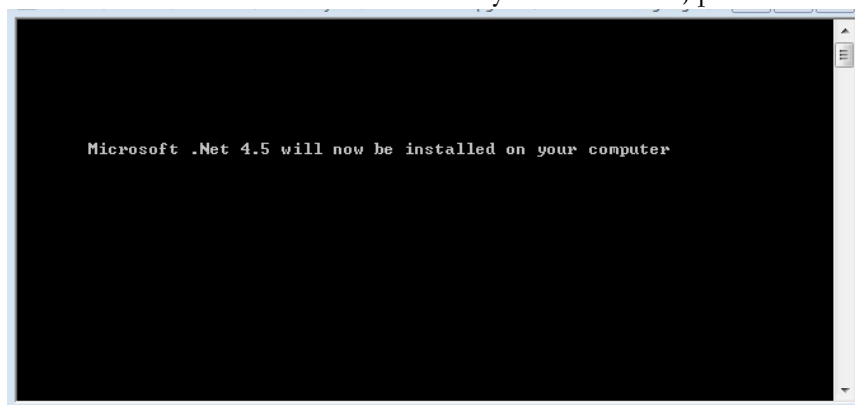


4. The Setup screen appears.

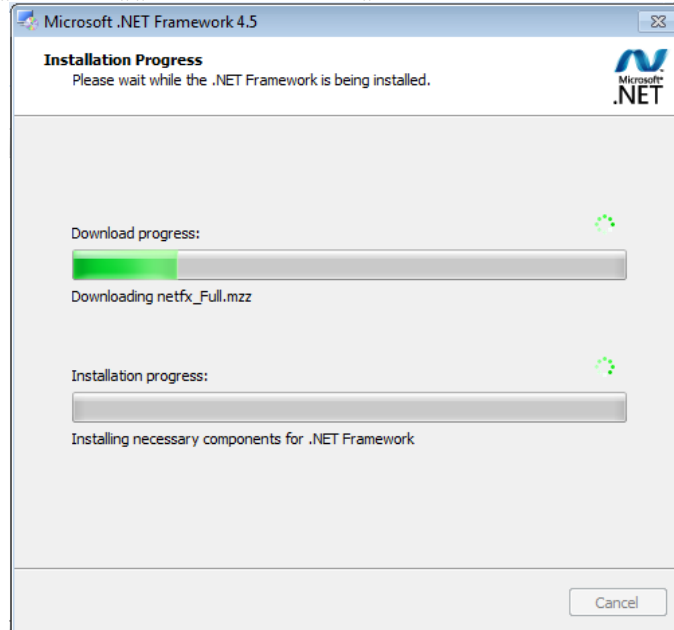


5. Once installation of the Microsoft C++ 2005 and 2008 is complete or validated, the utility checks for Microsoft .NET 4.5 on your workstation.
6. If Microsoft .NET 4.5 has not been installed on your PC, the utility will begin the installation.

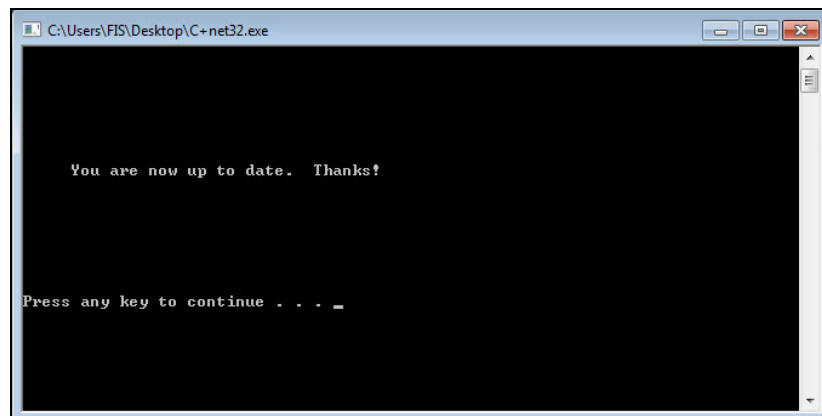
NOTE: If Microsoft .NET 4.5 has already been installed, proceed to **Step 8**.



7. The Setup screen appears showing the progress of the installation.



8. Once installation is complete you are prompted to press any key on the keyboard to continue.



9. Follow the remaining prompts to complete the installation.